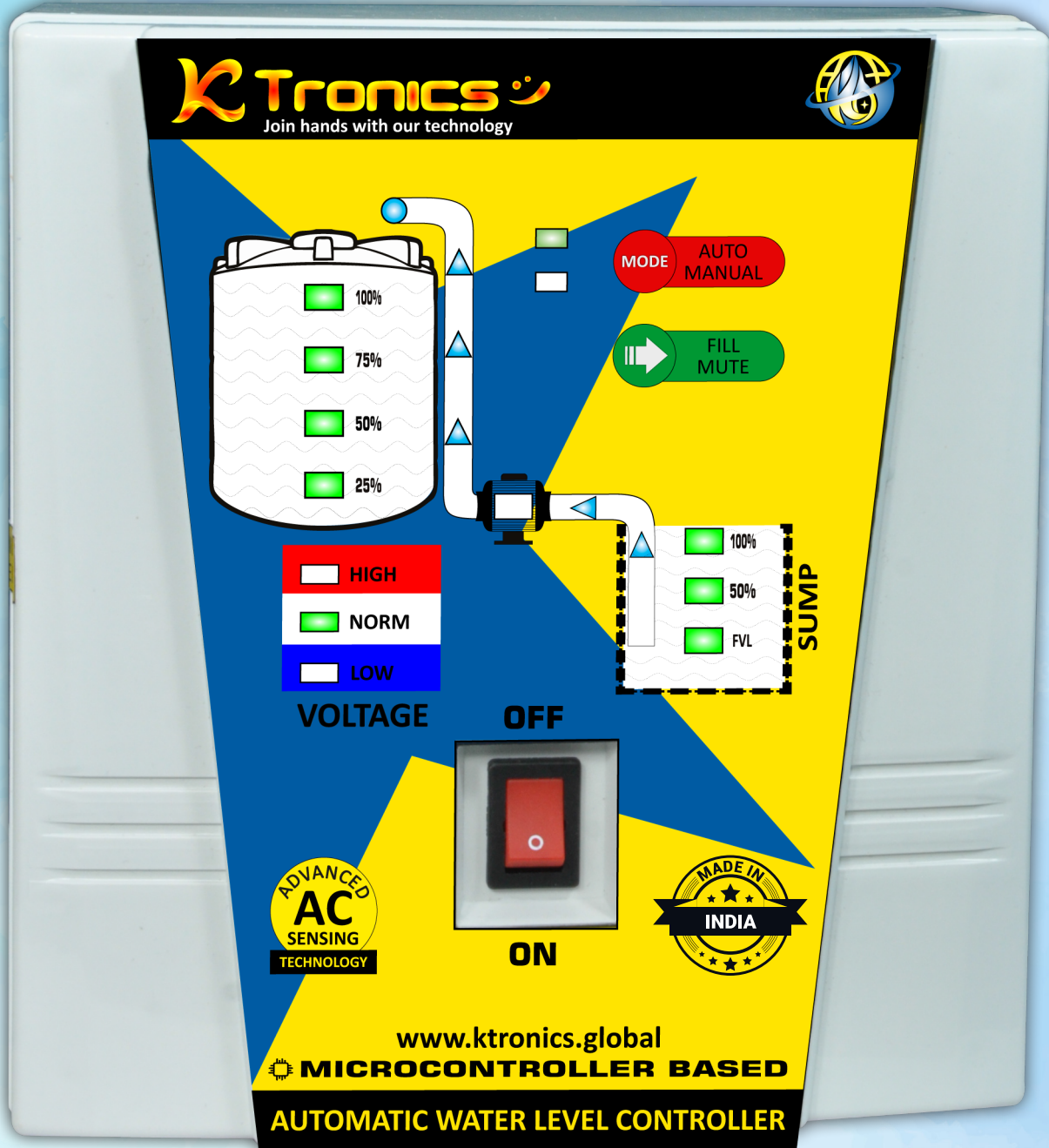




KTronics®

JOIN HANDS WITH OUR TECHNOLOGY



AUTOMATIC WATER LEVEL CONTROLLER WITH LEVEL INDICATOR

I9D: Starter used pumps

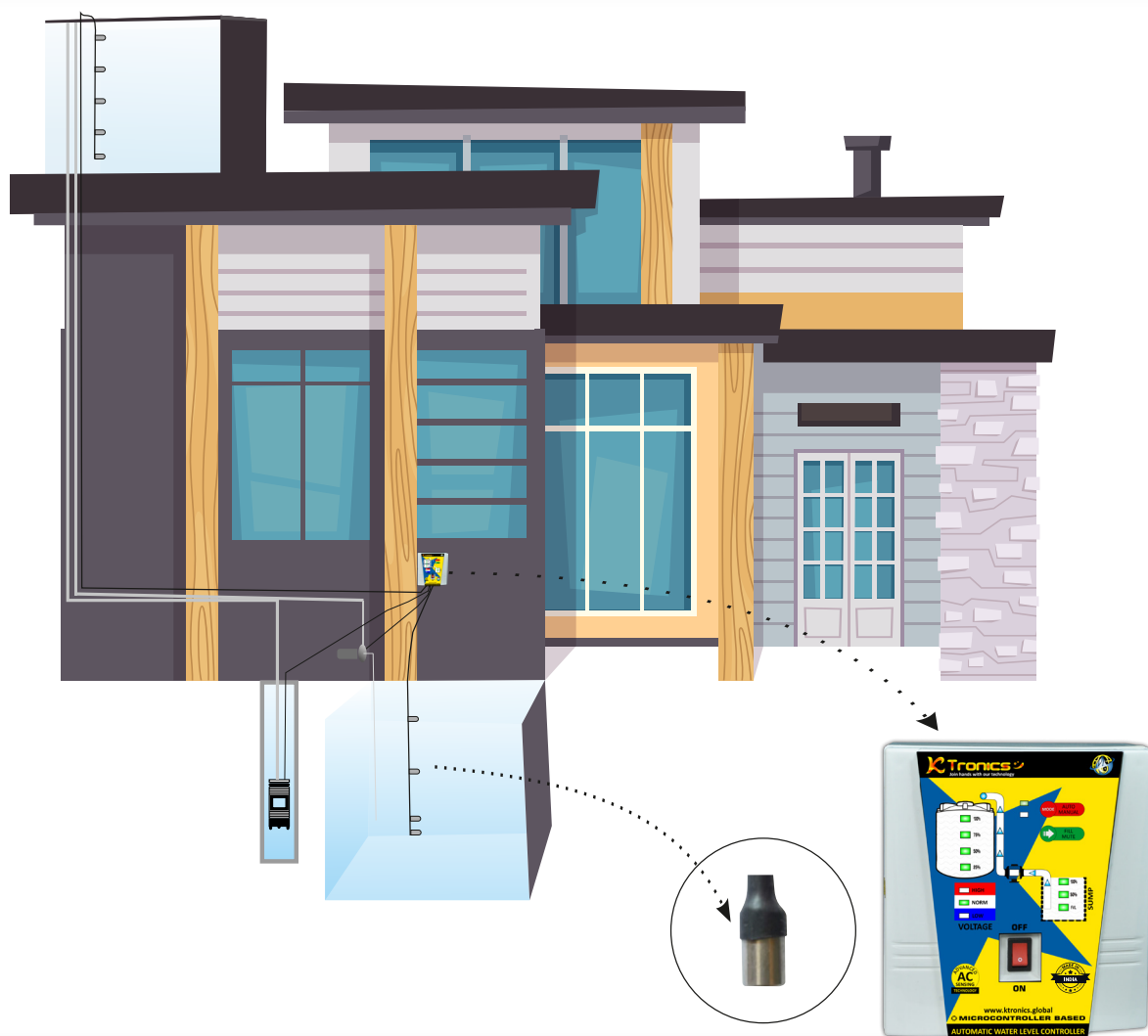
ABOUT AUTOMATIC WATER LEVEL CONTROLLER WITH LEVEL INDICATOR

Ktronics controllers are specially designed for water level control and level indication purposes. It is developed with ease of use in mind, fit for all type of motors, simple and user friendly operations. Easy LED light front display for level indications and operational functions. Our controllers are designed with most advanced microcontroller loaded with efficient programs, it uses very less power for operations and provides more accurate performance. Alternative current based sensors made with SS316 and fully automated operation provides long life.

It has many intelligence features like level indication, Auto/Manual mode operation, dry-run protection, voltage surge protection, voltage level indications and Fill options, etc. These details are discussed details in the coming pages.

I9D: Starter used pumps:

This model is suitable for starter pumps, which require more power at the time of their Start. This model has an inbuilt control system to switch ON/OFF through starter and provides more safety to both pump and starter. It triggers the starter to activate power contactor to switch ON its respective water pump whenever the tank level becomes minimum and deactivates the starter when the tank level becomes full.



• **Real-time level indication**

Instantaneous four level LED indication on over head tank and three level indication on sump.

• **Fully automatic operation**

In this mode pump is operated, whenever water level becomes below half of the over head tank and it will be switched OFF While over head tank level is full or water in sump becomes below foot valve level.

• **Easy LED lights front display**

Front LED display provides easy identification Of its operations such as, auto and manual mode is indicated by Green and red LED respectively.

• **Voltage surge protection**

It has inbuilt voltage measurement facility and voltage level are indicated by LEDs such as, high, normal and low voltages. Pump is protected from high and low voltages by isolating it from power supply.

• **Dry run protection**

It has facility to monitor water flowing to over head tank, built in pump cut off provision safe guards it from dry run. Set of running LEDs indicates the flow of water to over head tank.

• **Easy user friendly operation**

Various operational modes such as auto and manual shall be enabled by soft touch switches provided on front display and it is indicated by LED lights. user can by-pass it by using rocker switch provided at side of the controller.

• **Manual mode**

In this mode pump Will be operated irrespective of sump level and dry run conditions. It will be switched off while tank level becomes full and automatically change over to auto mode.

• **Fill option**

Pump will operated in auto mode if the tank level is not full. This option is useful When the pump water is required.

• **Mute option**

Buzzer is activated to indicate dry run condition. It can be acknowledged by using mute button.

• **Easy installation**

The wall mounting , compact design makes the controller easy to install. It wears ABS body that makes it durable and long lasting.

• **Rocker Switches**

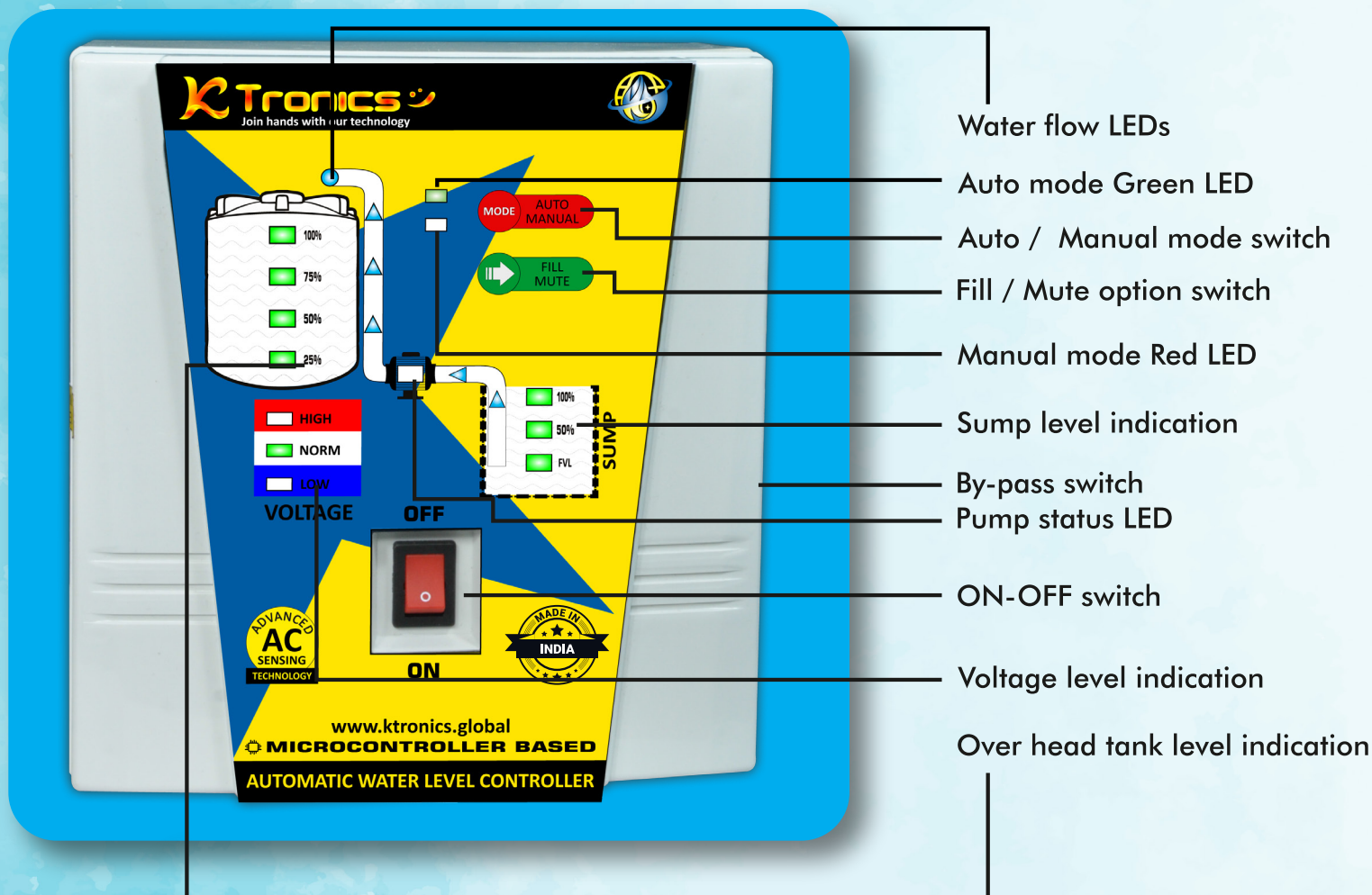
Rocker switches are provided for controller ON/OFF and By-pass option. This By-pass option provided to disable instrument control and pump can be operated manually using its routine ON/OFF switch. This will be helpful incase of controller defective, no need to wait for service engineer visit.

Suitable for all type of pumps



Applications

- **House**
- **Hotels**
- **Hospitals**
- **Educational Institutes**
- **Commercial buildings**
- **Industrial applications**



Technical Specifications

Operating system	: High performance, low power 8 bit microcontroller
Input voltage	: 240VAC, 50Hz or 440VAC for three phase
Surge protection	: Available
Dry run protection	: Available
Current rating	: 30A
Current consumption	: 6w
Sensor MOC	: SS316
Dimension	: 175x165x63mm
Body material	: ABS plastic
Weight	: 450 g

Thank you



Manufacturer Address:

Ktronic Automation & Controllers
No. 114, Anna Nagar, 2nd Street,
Thandalam, Thiruporur,
Chennai-603110

Website: www.ktronicsglobal.com

Contact No: +91 9043876528
+91 9444962691

Mail: info@ktronicsglobal.com

Connect with us on Social Media Platforms.



KTronics®

JOIN HANDS WITH OUR TECHNOLOGY

